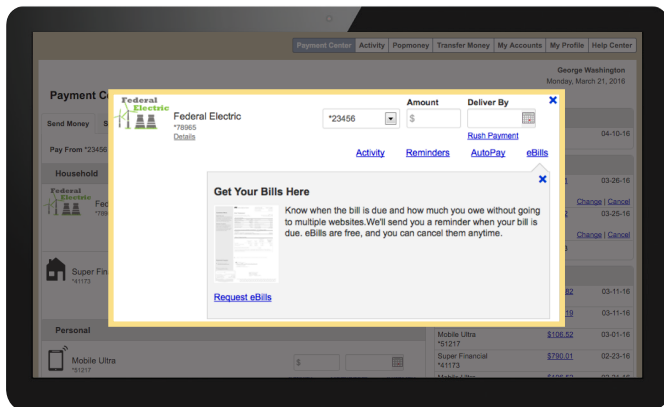


# ELECTRONIC BILLS

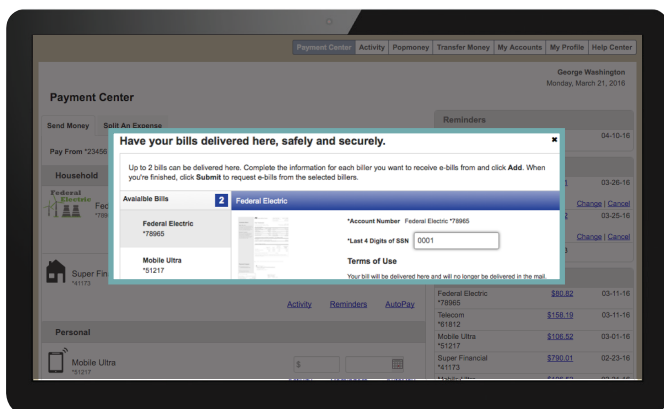
Your bills delivered to your online bill pay account: eBills

Stop waiting for bills to arrive in the mail. If your biller participates, you can receive and pay them electronically on one site. All you have to do is activate your eBills.



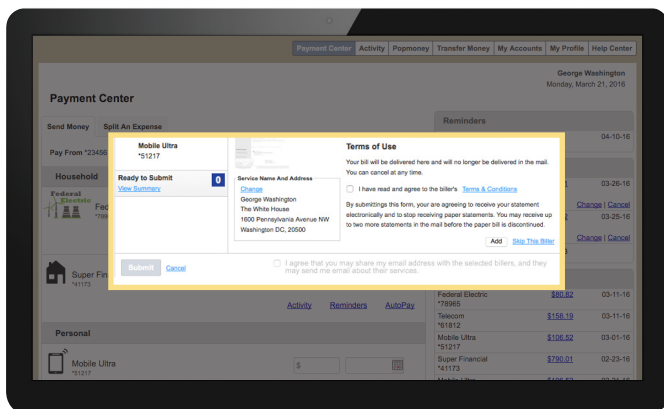
## 1 Get Ready

- Sign into your Online Banking Account
- Navigate to the Payment Center
- Select the bill that shows the option for eBills and click Request eBills



## 2 Make the Request

- Answer the prompted questions
- Verify your identity, it depends on the biller
  - i. Last 4 of SSN
  - ii. Account Number



## 3 Add Away

- Agree to the Ts & Cs
- Click Add
- If other eBills are available, you can set those up, too